

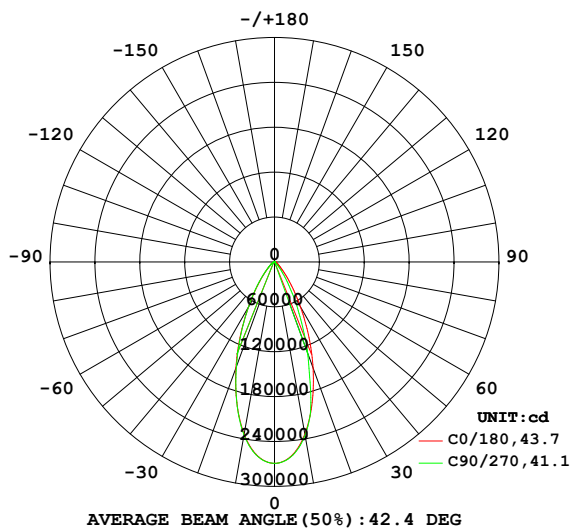
## EVERFINE GONIOPHOTOMETERS SYSTEM TEST REPORT

## LUMINAIRE PHOTOMETRIC TEST REPORT

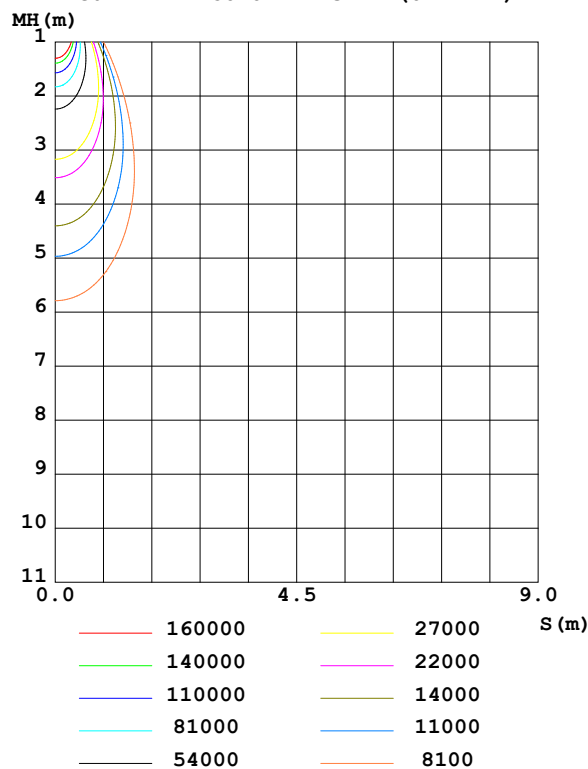
Test:U:230.0V I:5.324A P:1200.0W PF:0.980 Freq:50.00Hz		
UTHDi:0.00% ITHDi:0.00% KDisp:0 Lamp Flux:167501x1 lm		
NAME: SP04-1K2-5770-F04004Z+L130	TYPE:	WEIGHT:
SPEC.:	DIM.:	SERIAL No.:
MFR.:	SUR.:	Shielding Angle:

DATA OF LAMP		PHOTOMETRIC DATA Eff: 139.58 lm/W			
MODEL	/	Imax (cd)	269148	S/MH (C0/180)	0.69
NOMINAL POWER (W)	/	LOR (%)	100.0	S/MH (C90/270)	0.69
RATED VOLTAGE (V)	/	TOTAL FLUX (lm)	167501	$\eta$ UP,DN (C0-180)	0.0,45.8
NOMINAL FLUX (lm)	167501	CIE CLASS	DIRECT	$\eta$ UP,DN (C180-360)	0.0,54.2
LAMPS INSIDE	1	$\eta$ up (%)	0.0	CIBSE SHR NOM	0.50
TEST VOLTAGE (V)	/	$\eta$ down (%)	100.0	CIBSE SHR MAX	0.70

LUMINOUS INTENSITY DISTRIBUTION DIAGRAM



C0 PLANE ISOLUX DIAGRAM (UNIT:lx)



C Range: 0 - 360DEG  
C Interval: 10.0DEG  
Test Speed: HIGH  
Temperature:25.3°C  
Operators:LYJ  
Test Date:2023-03-07

$\gamma$  Range: 0 - 180DEG  
 $\gamma$  Interval: 0.5DEG  
Test System:EVERFINE GO-R5000\_V2 SYSTEM V2.00.465  
Humidity:65.0%  
Test Distance:26.000m [K=0.4556]  
Remarks:

# EVERFINE GONIOPHOTOMETERS SYSTEM TEST REPORT

## ZONAL FLUX DIAGRAM

ZONAL FLUX DIAGRAM:

$\gamma$	C0	C45	C90	C135	C180	C225	C270	C315	$\gamma$	$\Phi$ zone	$\Phi$ total	%lum, lamp
10	2337	2344	2351	2344	2337	2344	2347	2344	0- 10	24027	24027	14.3,14.3
20	1508	1464	1298	1464	1508	1511	1490	1511	10- 20	53236	77264	46.1,46.1
30	696.9	596.8	445.9	596.8	696.9	748.4	699.0	748.4	20- 30	46722	123985	74,74
40	243.9	187.2	102.9	187.2	243.9	308.2	253.7	308.2	30- 40	25390	149375	89.2,89.2
50	88.06	45.09	11.51	45.09	88.06	122.0	90.91	122.0	40- 50	10528	159903	95.5,95.5
60	44.35	6.271	0.4199	6.271	44.35	56.23	42.74	56.23	50- 60	4445	164348	98.1,98.1
70	21.80	0.6051	0.2264	0.6051	21.80	25.06	17.51	25.06	60- 70	2182	166530	99.4,99.4
80	4.884	0.1559	0.0291	0.1559	4.884	6.303	5.569	6.303	70- 80	831.0	167361	99.9,99.9
90	0	0	0	0	0	0	0	0	80- 90	140.3	167501	100,100
100	0	0	0	0	0	0	0	0	90-100	0	167501	100,100
110	0	0	0	0	0	0	0	0	100-110	0	167501	100,100
120	0	0	0	0	0	0	0	0	110-120	0	167501	100,100
130	0	0	0	0	0	0	0	0	120-130	0	167501	100,100
140	0	0	0	0	0	0	0	0	130-140	0	167501	100,100
150	0	0	0	0	0	0	0	0	140-150	0	167501	100,100
160	0	0	0	0	0	0	0	0	150-160	0	167501	100,100
170	0	0	0	0	0	0	0	0	160-170	0	167501	100,100
180	0	0	0	0	0	0	0	0	170-180	0	167501	100,100
DEG	LUMINOUS INTENSITY:X100cd									UNIT:lm		

Conical surface Flux(90deg): 1.5584e+005 lm

%lum = 93.0%

%lamp = 93.0%

Conical surface Flux(120deg): 1.6435e+005 lm

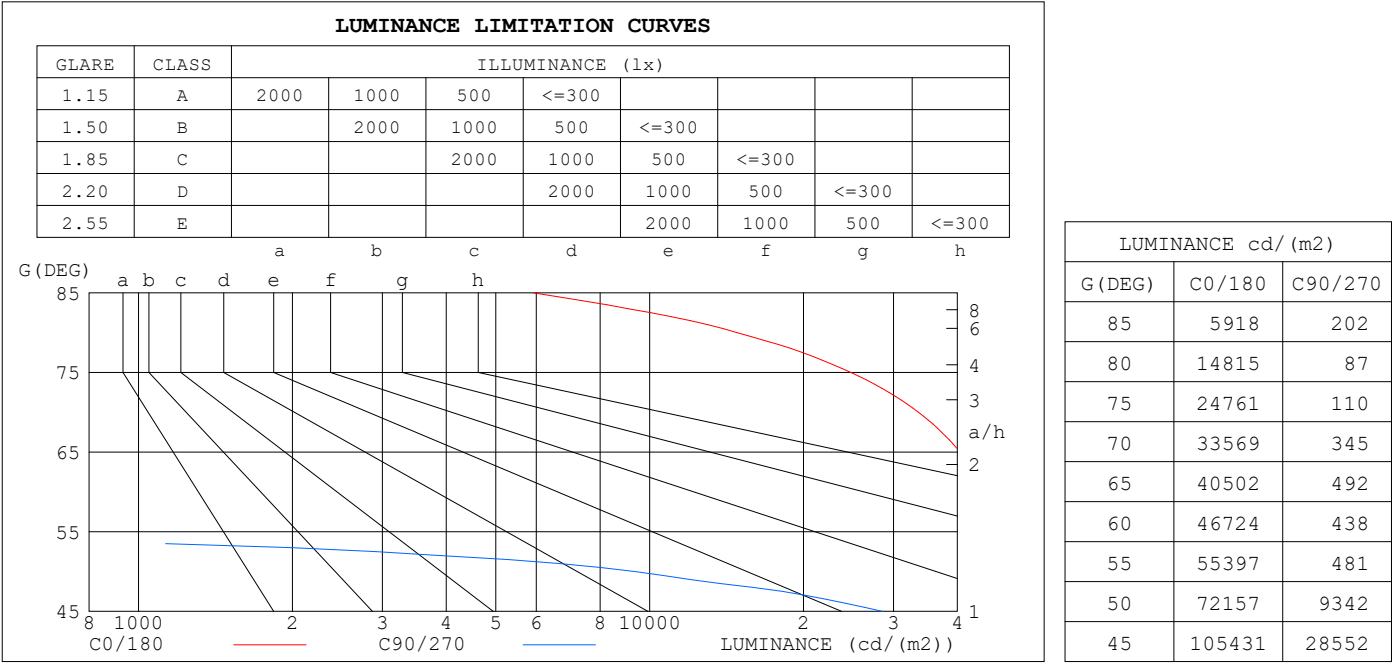
%lum = 98.1%

%lamp = 98.1%

C Range: 0 - 360DEG  
C Interval: 10.0DEG  
Test Speed: HIGH  
Temperature:25.3°C  
Operators:LYJ  
Test Date:2023-03-07

$\gamma$  Range: 0 - 180DEG  
 $\gamma$  Interval: 0.5DEG  
Test System:EVERFINE GO-R5000\_V2 SYSTEM V2.00.465  
Humidity:65.0%  
Test Distance:26.000m [K=0.4556]  
Remarks:

LUMINANCE LIMITATION CURVES



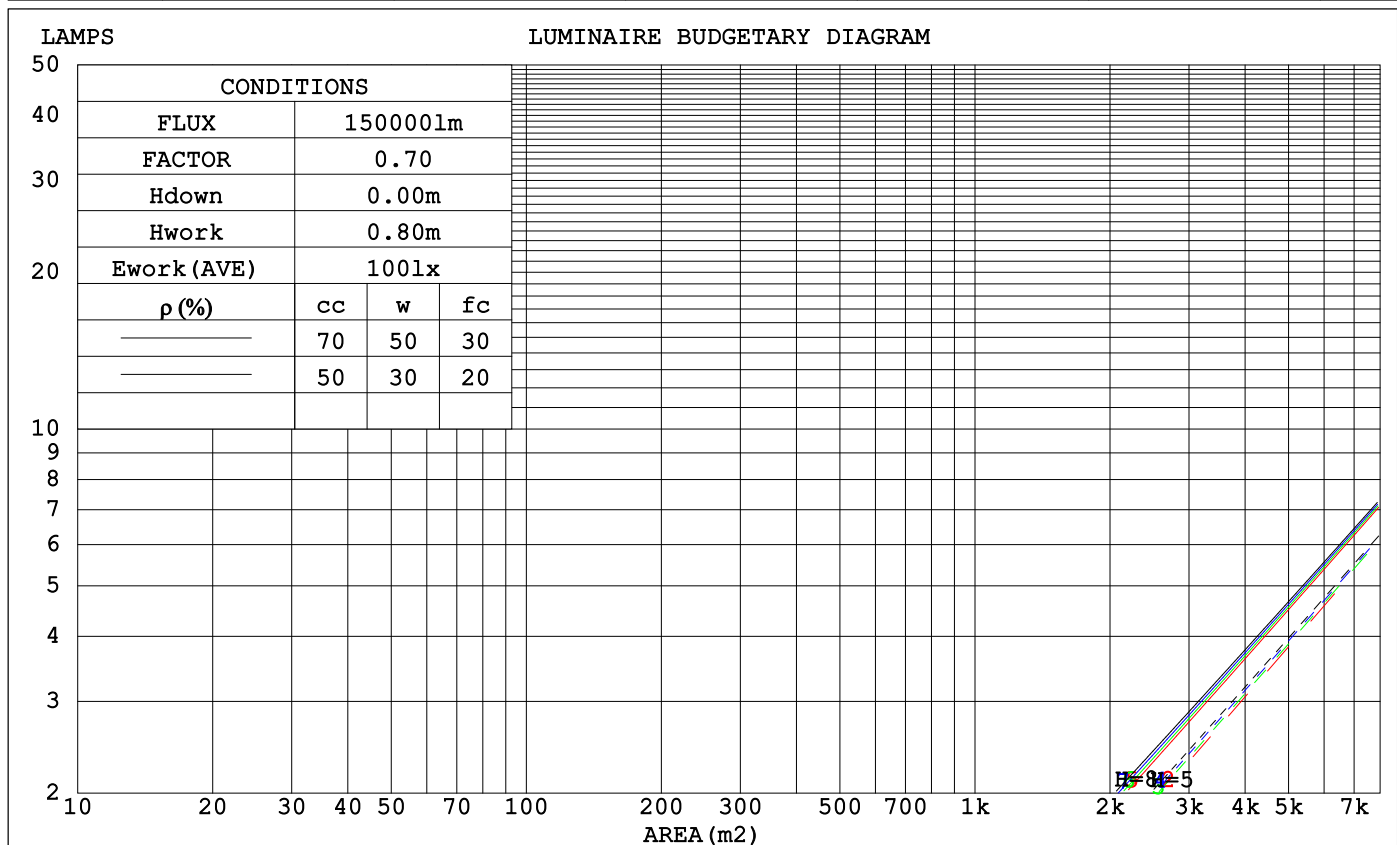
C Range: 0 - 360DEG  
C Interval: 10.0DEG  
Test Speed: HIGH  
Temperature:25.3℃  
Operators:LYJ  
Test Date:2023-03-07

γ Range: 0 - 180DEG  
γ Interval: 0.5DEG  
Test System:EVERFINE GO-R5000\_V2 SYSTEM V2.00.465  
Humidity:65.0%  
Test Distance:26.000m [K=0.4556]  
Remarks:

## EVERFINE GONIOPHOTOMETERS SYSTEM TEST REPORT

## CU AND LUMINAIRE BUDGETARY ESTIMATE DIAGRAM

$\rho_{cc}$	80%			70%			50%			30%			10%			0
$\rho_w$	50%	30%	10%	50%	30%	10%	50%	30%	10%	50%	30%	10%	50%	30%	10%	0
$\rho_{fc}$	20%			20%			20%			20%			20%			0
RCR	RCR:Room Cavity Ratio						Coefficients of Utilization(CU)									
0.0	1.19	1.19	1.19	1.16	1.16	1.16	1.11	1.11	1.11	1.06	1.06	1.06	1.02	1.02	1.02	1.00
1.0	1.11	1.08	1.06	1.09	1.06	1.04	1.05	1.03	1.01	1.01	.99	.98	.97	.96	.95	.93
2.0	1.03	.99	.96	1.01	.98	.95	.98	.95	.93	.95	.93	.91	.92	.90	.89	.87
3.0	.96	.91	.87	.95	.90	.87	.92	.88	.85	.90	.87	.84	.88	.85	.83	.81
4.0	.90	.85	.81	.89	.84	.80	.87	.83	.79	.85	.81	.78	.83	.80	.77	.76
5.0	.85	.79	.75	.84	.79	.75	.82	.77	.74	.80	.76	.73	.79	.75	.73	.71
6.0	.80	.74	.70	.79	.74	.70	.78	.73	.69	.76	.72	.69	.75	.71	.68	.67
7.0	.76	.70	.66	.75	.69	.65	.74	.69	.65	.72	.68	.65	.71	.67	.64	.63
8.0	.72	.66	.62	.71	.65	.62	.70	.65	.61	.69	.64	.61	.68	.64	.61	.60
9.0	.68	.62	.58	.67	.62	.58	.67	.62	.58	.66	.61	.58	.65	.61	.58	.56
10.0	.65	.59	.55	.64	.59	.55	.63	.59	.55	.63	.58	.55	.62	.58	.55	.54



C Range: 0 - 360DEG  
C Interval: 10.0DEG  
Test Speed: HIGH  
Temperature:25.3°C  
Operators:LYJ  
Test Date:2023-03-07

$\gamma$  Range: 0 - 180DEG  
 $\gamma$  Interval: 0.5DEG  
Test System:EVERFINE GO-R5000\_V2 SYSTEM V2.00.465  
Humidity:65.0%  
Test Distance:26.000m [K=0.4556]  
Remarks:

# EVERFINE GONIOPHOTOMETERS SYSTEM TEST REPORT

## WEC AND CCEC

$\rho_{cc}$	80%			70%			50%			30%			10%			0
$\rho_w$	50%	30%	10%	50%	30%	10%	50%	30%	10%	50%	30%	10%	50%	30%	10%	0
$\rho_{fc}$	20%			20%			20%			20%			20%			0
RCR	RCR:Room Cavity Ratio						Wall Exitance Coefficients (WEC)									
0.0																
1.0	.178	.102	.032	.172	.098	.031	.159	.091	.029	.148	.085	.027	.137	.079	.026	
2.0	.170	.093	.029	.165	.091	.028	.154	.086	.027	.144	.081	.025	.135	.077	.024	
3.0	.162	.086	.026	.157	.084	.025	.148	.080	.024	.139	.076	.023	.132	.073	.023	
4.0	.153	.080	.023	.149	.078	.023	.141	.075	.022	.134	.072	.022	.127	.069	.021	
5.0	.145	.074	.021	.142	.073	.021	.135	.070	.021	.129	.068	.020	.123	.066	.020	
6.0	.138	.069	.020	.135	.068	.020	.129	.066	.019	.123	.064	.019	.118	.062	.018	
7.0	.132	.065	.018	.129	.064	.018	.124	.062	.018	.119	.061	.018	.114	.059	.017	
8.0	.125	.061	.017	.123	.061	.017	.118	.059	.017	.114	.058	.017	.110	.056	.016	
9.0	.120	.058	.016	.118	.057	.016	.114	.056	.016	.110	.055	.016	.106	.054	.016	
10.0	.115	.055	.015	.113	.055	.015	.109	.053	.015	.106	.052	.015	.102	.051	.015	

$\rho_{cc}$	80%			70%			50%			30%			10%			0
$\rho_w$	50%	30%	10%	50%	30%	10%	50%	30%	10%	50%	30%	10%	50%	30%	10%	0
$\rho_{fc}$	20%			20%			20%			20%			20%			0
RCR	RCR:Room Cavity Ratio						Ceiling Cavity Exitance Coefficients (CCEC)									
0.0	.190	.190	.190	.163	.163	.163	.111	.111	.111	.064	.064	.064	.020	.020	.020	
1.0	.171	.157	.145	.147	.135	.125	.100	.093	.086	.058	.054	.050	.018	.017	.016	
2.0	.156	.132	.113	.134	.114	.097	.092	.079	.068	.053	.046	.040	.017	.015	.013	
3.0	.144	.114	.090	.123	.098	.078	.085	.068	.055	.049	.040	.032	.016	.013	.011	
4.0	.133	.099	.073	.114	.085	.063	.079	.060	.044	.045	.035	.026	.015	.011	.009	
5.0	.124	.087	.060	.107	.075	.052	.074	.053	.037	.043	.031	.022	.014	.010	.007	
6.0	.117	.078	.050	.100	.067	.044	.069	.047	.031	.040	.028	.018	.013	.009	.006	
7.0	.110	.070	.042	.095	.061	.037	.065	.043	.026	.038	.025	.016	.012	.008	.005	
8.0	.104	.064	.036	.090	.055	.032	.062	.039	.022	.036	.023	.013	.012	.008	.004	
9.0	.099	.059	.032	.085	.051	.028	.059	.036	.020	.034	.021	.012	.011	.007	.004	
10.0	.094	.054	.028	.081	.047	.024	.056	.033	.017	.033	.020	.010	.011	.006	.003	

C Range: 0 - 360DEG  
 C Interval: 10.0DEG  
 Test Speed: HIGH  
 Temperature:25.3℃  
 Operators:LYJ  
 Test Date:2023-03-07

$\gamma$  Range: 0 - 180DEG  
 $\gamma$  Interval: 0.5DEG  
 Test System:EVERFINE GO-R5000\_V2 SYSTEM V2.00.465  
 Humidity:65.0%  
 Test Distance:26.000m [K=0.4556]  
 Remarks:

# EVERFINE GONIOPHOTOMETERS SYSTEM TEST REPORT

## UGR(Unified Glare Rating) Table

ceiling/cavity	0.7	0.7	0.5	0.5	0.3	0.7	0.7	0.5	0.5	0.3
walls	0.5	0.3	0.5	0.3	0.3	0.5	0.3	0.5	0.3	0.3
working plane	0.2	0.2	0.2	0.2	0.2	0.2	0.2	0.2	0.2	0.2
Room dimensions	Viewed crosswise					Viewed endwise				
x = 2H y = 2H	18.7	19.8	19.1	20.1	20.4	17.8	17.8	17.8	17.8	17.8
3H	19.7	20.6	20.1	20.9	21.3	17.8	17.8	17.8	17.8	17.8
4H	19.9	20.7	20.3	21.1	21.5	17.8	17.8	17.8	17.8	17.8
6H	19.9	20.7	20.3	21.1	21.5	17.8	17.8	17.8	17.8	17.8
8H	19.9	20.6	20.3	21.0	21.4	17.8	17.8	17.8	17.8	17.8
12H	19.9	20.5	20.3	20.9	21.4	17.8	17.8	17.8	17.8	17.8
4H 2H	18.4	19.3	18.8	19.6	20.0	17.8	17.8	17.8	17.8	17.8
3H	19.4	20.1	19.8	20.5	20.9	17.8	17.8	17.8	17.8	17.8
4H	19.6	20.2	20.0	20.6	21.0	17.8	17.8	17.8	17.8	17.8
6H	19.6	20.1	20.1	20.6	21.1	17.8	17.8	17.8	17.8	17.8
8H	19.6	20.1	20.1	20.5	21.0	17.8	17.8	17.8	17.8	17.8
12H	19.5	20.0	20.0	20.4	20.9	17.8	17.8	17.8	17.8	17.8
8H 4H	19.4	19.9	19.9	20.3	20.8	17.8	17.8	17.8	17.8	17.8
6H	19.4	19.8	19.9	20.3	20.8	17.8	17.8	17.8	17.8	17.8
8H	19.4	19.7	19.9	20.3	20.8	17.8	17.8	17.8	17.8	17.8
12H	19.3	19.6	19.9	20.1	20.7	17.8	17.8	17.8	17.8	17.8
12H 4H	19.3	19.7	19.8	20.2	20.7	17.8	17.8	17.8	17.8	17.8
6H	19.4	19.7	19.9	20.2	20.7	17.8	17.8	17.8	17.8	17.8
8H	19.3	19.6	19.9	20.1	20.7	17.8	17.8	17.8	17.8	17.8
CIE190: 2010										

CIE190: 2010  
Area: 0.1914 m2

C Range: 0 - 360DEG  
C Interval: 10.0DEG  
Test Speed: HIGH  
Temperature:25.3℃  
Operators:LYJ  
Test Date:2023-03-07

γ Range: 0 - 180DEG  
γ Interval: 0.5DEG  
Test System:EVERFINE GO-R5000\_V2 SYSTEM V2.00.465  
Humidity:65.0%  
Test Distance:26.000m [K=0.4556]  
Remarks:

# EVERFINE GONIOPHOTOMETERS SYSTEM TEST REPORT

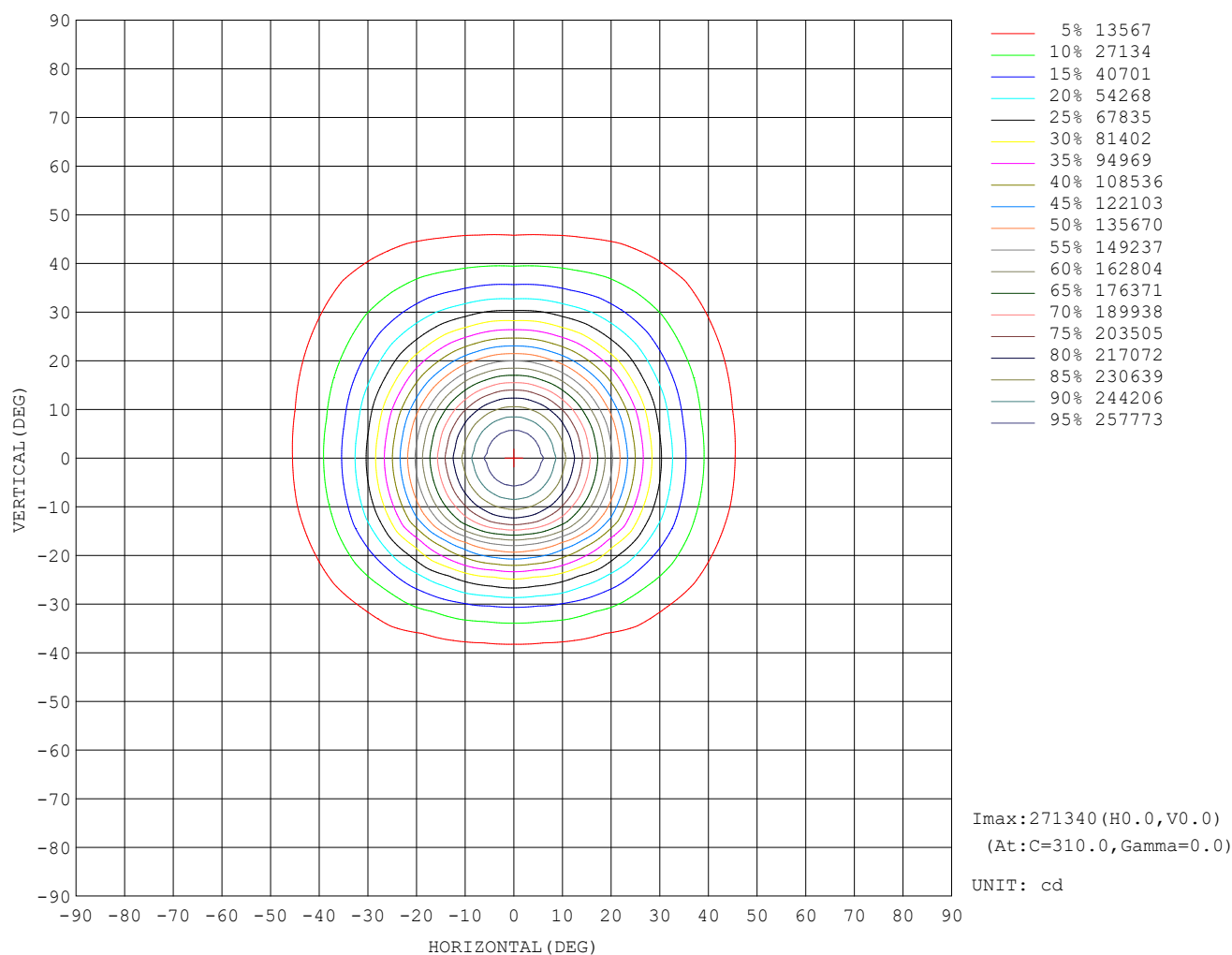
## UTILIZATION FACTORS TABLE

REFLECTANCE										
Ceiling	0.8	0.8	0.8	0.7	0.7	0.7	0.5	0.5	0.5	0
Walls	0.7	0.5	0.3	0.7	0.5	0.3	0.7	0.5	0.3	0
Working plane	0.2	0.2	0.2	0.2	0.2	0.2	0.2	0.2	0.2	0
ROOM INDEX	UTILIZATION FACTORS (PERCENT) $k(RI) \times RCR = 5$									
$k = 0.60$	85	78	74	84	78	74	83	77	74	70
0.80	93	86	82	92	86	82	91	85	82	78
1.00	97	91	87	97	91	87	95	91	87	83
1.25	102	96	92	101	96	92	99	94	91	87
1.50	105	100	96	103	99	95	101	97	94	90
2.00	108	103	100	106	102	99	103	100	98	92
2.50	109	105	102	108	104	101	105	102	99	93
3.00	111	108	105	109	106	104	106	103	101	95
4.00	113	110	108	111	109	107	108	106	104	97
5.00	115	112	110	112	110	109	108	107	105	98
ROOM INDEX	UF (total)									Direct
According to DIN EN 13032-2 2004						Suspended			SHRNOM = 1.25	

C Range: 0 - 360DEG  
 C Interval: 10.0DEG  
 Test Speed: HIGH  
 Temperature: 25.3°C  
 Operators: LYJ  
 Test Date: 2023-03-07

γ Range: 0 - 180DEG  
 γ Interval: 0.5DEG  
 Test System: EVERFINE GO-R5000\_V2 SYSTEM V2.00.465  
 Humidity: 65.0%  
 Test Distance: 26.000m [K=0.4556]  
 Remarks:

## ISOCANDELA DIAGRAM

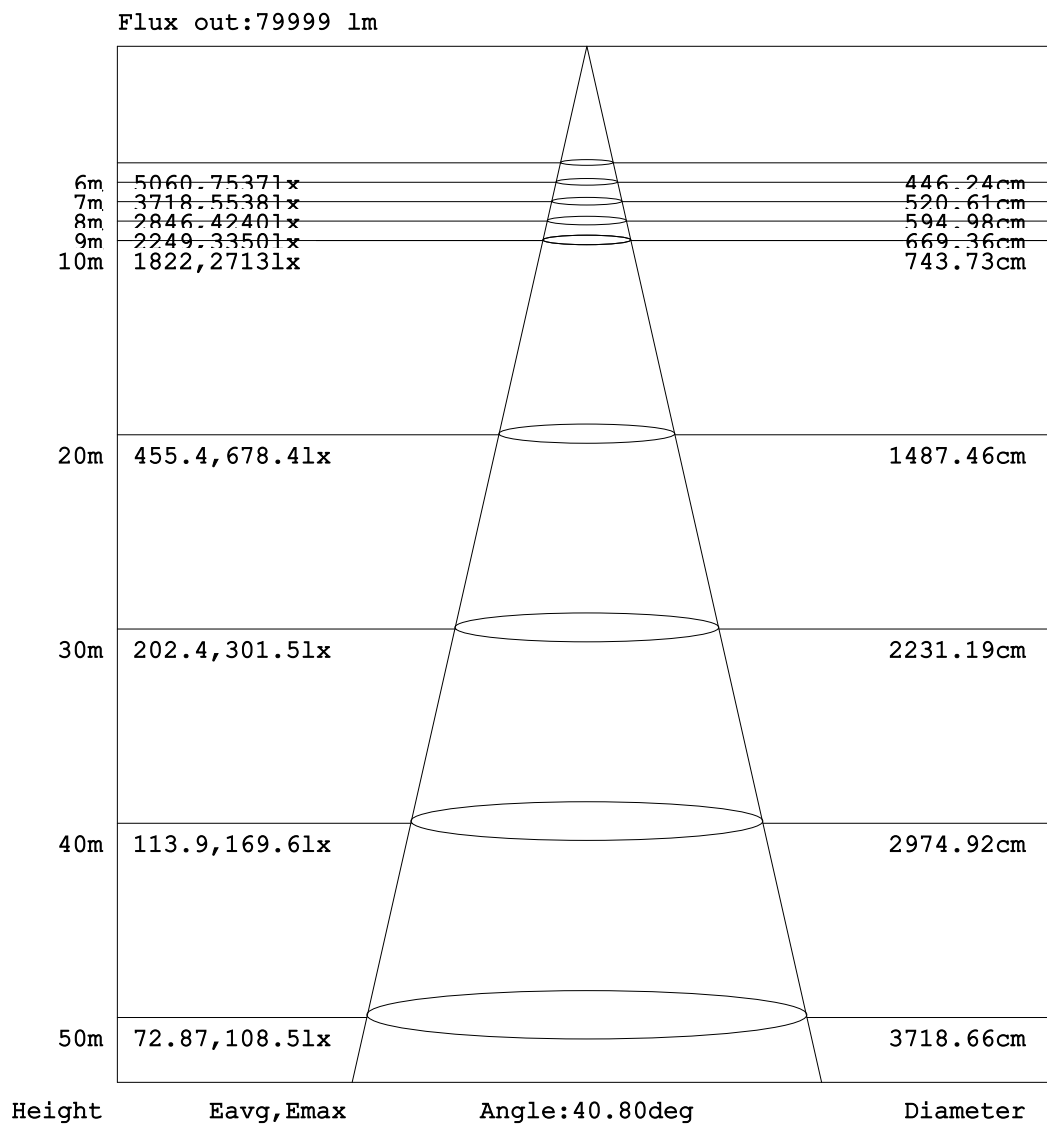


C Range: 0 - 360DEG  
C Interval: 10.0DEG  
Test Speed: HIGH  
Temperature:25.3°C  
Operators:LYJ  
Test Date:2023-03-07

$\gamma$  Range: 0 - 180DEG  
 $\gamma$  Interval: 0.5DEG  
Test System:EVERFINE GO-R5000\_V2 SYSTEM V2.00.465  
Humidity:65.0%  
Test Distance:26.000m [K=0.4556]  
Remarks:



## AAI Figure



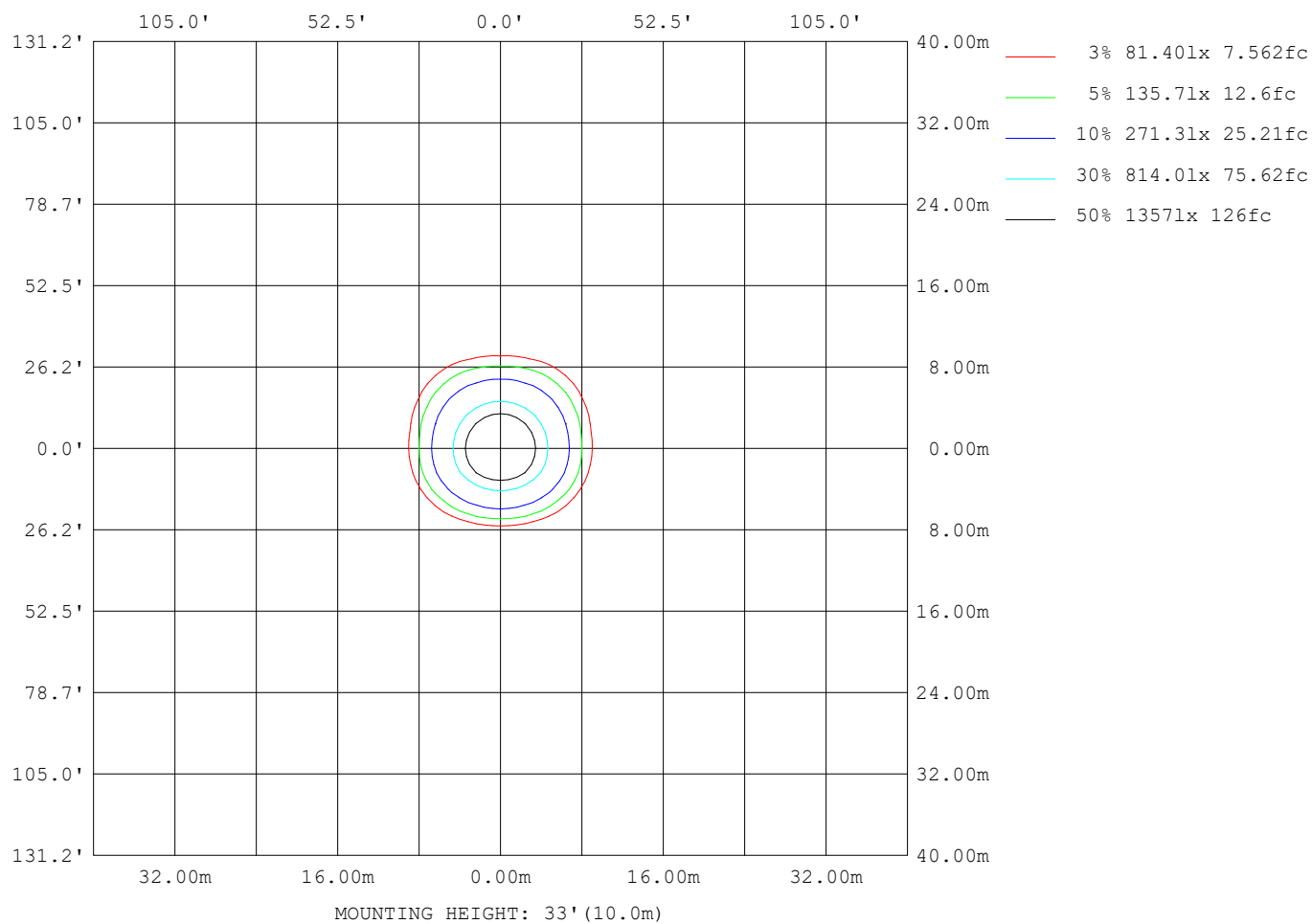
Note: The Curves indicate the illuminated area and the average illumination when the luminaire is at different distance.

C Range: 0 - 360DEG  
C Interval: 10.0DEG  
Test Speed: HIGH  
Temperature: 25.3°C  
Operators: LYJ  
Test Date: 2023-03-07

γ Range: 0 - 180DEG  
γ Interval: 0.5DEG  
Test System: EVERFINE GO-R5000\_V2 SYSTEM V2.00.465  
Humidity: 65.0%  
Test Distance: 26.000m [K=0.4556]  
Remarks:

# EVERFINE GONIOPHOTOMETERS SYSTEM TEST REPORT

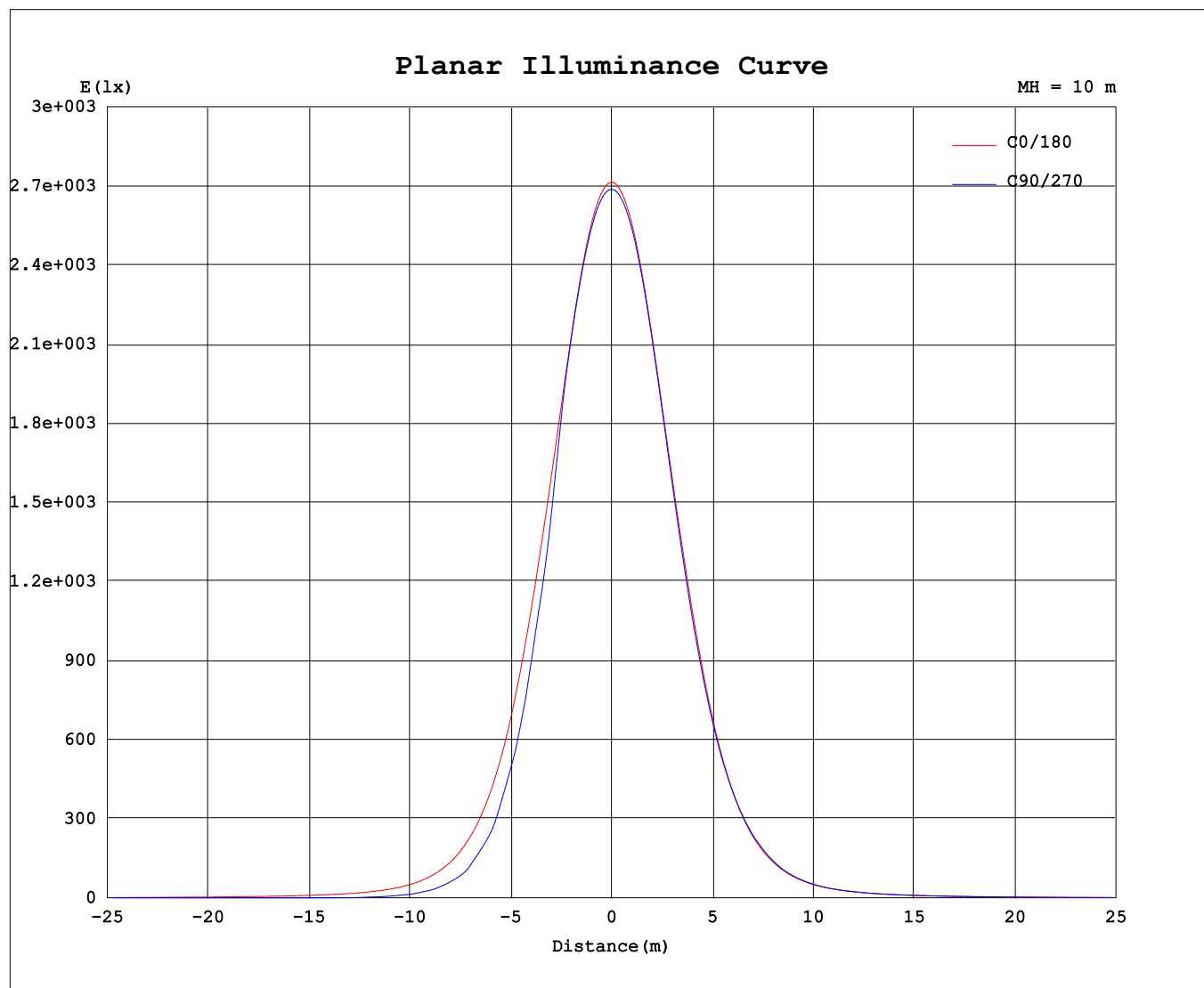
## ISOLUX DIAGRAM



C Range: 0 - 360DEG  
C Interval: 10.0DEG  
Test Speed: HIGH  
Temperature: 25.3°C  
Operators: LYJ  
Test Date: 2023-03-07

γ Range: 0 - 180DEG  
γ Interval: 0.5DEG  
Test System: EVERFINE GO-R5000\_V2 SYSTEM V2.00.465  
Humidity: 65.0%  
Test Distance: 26.000m [K=0.4556]  
Remarks:

## Planar Illuminance Curve



C Range: 0 - 360DEG  
C Interval: 10.0DEG  
Test Speed: HIGH  
Temperature: 25.3°C  
Operators: LYJ  
Test Date: 2023-03-07

$\gamma$  Range: 0 - 180DEG  
 $\gamma$  Interval: 0.5DEG  
Test System: EVERFINE GO-R5000\_V2 SYSTEM V2.00.465  
Humidity: 65.0%  
Test Distance: 26.000m [K=0.4556]  
Remarks: